



www.i-bluewing.com



عدد صناعية - سلامة عامة - خدمات لوجستية
TRADING , SAFETY TOOLS AND LOGISTIC SERVICE




Mob.: 0777540777 / 0787265264 - TEL : 032051112 - FAX : 032051113 E-mail: samehstores@yahoo.com / info@i-bluewing.com




محلات سامح
SAMEH STORES









Eyewash Station Price List




No.	Item	Picture	Specification	Price
XYQ-001	Emergency Shower and Eyewash Station		Material: whole 304/316L stainless steel (Optional), stainless steel Water inlet size: G1¼ inch thread Water outlet size: G1¼ I nch thread Working pressure: 0.2Mpa-0.4Mpa	300
XYQ-002	Emergency Shower and Eyewash Station(with pedal)		Material: whole 304/316L stainless steel (Optional), stainless steel Water inlet size: G1¼ inch thread Water outlet size: G1¼ inch thread Working pressure: 0.2Mpa-0.4Mpa Foot pedal	350




XYQ-003	Emergency Shower and Eyewash Station(with water flow adjustive)		Material: whole 304/316L stainless steel (Optional) , stainless steel Water inlet size: G1¼ inch thread Water outlet size: G1¼ inch thread Working pressure: 0.2Mpa-0.4Mpa	324
XYQ-004	Emergency Shower and Eyewash Station(with ABS coating)		Material: whole 304/316L stainless steel (Optional) , stainless steel+ABS corrosionproof coating (optional) ,special coating can effectively resist the strong acid , alkali , salt, oil, and a variety of chemical corrosion. Water inlet size: G1¼ inch thread Water outlet size: G1¼ inch thread Working pressure: 0.2Mpa-	333
XYQ-005	Emergency Shower and Eyewash Station(Carbon Steel)		Material: whole carbon steel (Optional) , Water inlet size: G1¼ inch thread Water outlet size: G1¼ inch thread Working pressure: 0.2Mpa-0.4Mpa Foot pedal	198




XYQ-006	Emergency Shower and Eyewash Station(With Anti-freeze vlave)		Material: whole carbon steel (Optional), Water inlet size: G1¼ inch thread Water outlet size: G1¼ inch thread Working pressure: 0.2Mpa-0.4Mpa Foot pedal Anti-freeze vlave	345
XYQ-007	Emergency Shower and Eyewash Station(With Dust Cover)		Material: whole 304/316L stainless steel (Optional), stainless steel Water inlet size: G1¼ inch thread Water outlet size: G1¼ inch thread Working pressure: 0.2Mpa-0.4Mpa Large dust cover	391
XYQ-008	Emergency Shower and Eyewash Station(Automatc Emptying)		Material: whole 304 stainless steel (Optional) stainless steel + ABS anti-corrosion coating(optional) Water inlet size: G1¼ inch thread Water port size: G1¼ inch outside thread Working pressure: 0.2Mpa-0.4Mpa Media: normal temperature water or standard water, shower nozzle flow: 75L-180Umin (water flow varies	704

XYQ-009	Emergency Shower and Eyewash Station(Electric Heat)		<p>Water inlet size: G1¼ inch thread Water outlet size: G1¼ inch thread Working pressure: 0.2Mpa-0.4Mpa Media: room temperature water or stander water The the shower nozzle flow:75L-180L/min((water flow varies with the water pressure)</p>	1255
XYQ-010	Emergency Shower and Eyewash Station(Electric Heat B type)		<p>combined electric heating eye washer is designed for using in the north, on the basis of the standard combined eye washer,add heating,alarm, explosion-proof, lighting etc functions , greatly improve the eyewash practicality and security. Water inlet size: G1¼ inch thread Water outlet size: G1¼ inch</p>	2480
XYQ-011	Vertical Emergency Eyewasher(With ABS Coating)		<p>Material: overall 304/316L stainless steel (Optional), stainless steel + ABS anti-corrosion coating optional special coating can effectively resist the strong acid, alkali, salt, oil, and a variety of chemical corrosion. Water inlet size: G1¼ inch thread Water outlet size: G1¼ inch thread Working pressure: 0.2Mpa-</p>	165




<p>XYQ-012</p>	<p>Vertical Emergency Eyewasher</p>		<p>Material: overall 304/316L stainless steel (Optional), stainless steel Water inlet size: G1¼ inch thread Water outlet size: G1¼ inch thread Working pressure: 0.2Mpa-0.4Mpa Media: normal temperature water or health standard water</p>	<p>156</p>
<p>XYQ-013</p>	<p>Vertical Emergency Eyewasher(Carbon Steel)</p>		<p>Material: overall carbon steel (Optional), + ABS anti-corrosion coating optional special coating can effectively resist the strong acid, alkali, salt, oil, and a variety of chemical corrosion. Water inlet size: G~ inch thread Water outlet size: G1 ~ inch thread Working pressure: 0.2Mpa-</p>	<p>122</p>
<p>XYQ-014</p>	<p>Vertical Emergency Eyewasher(Automatic Emptying)</p>		<p>Material: overall 304/316L stainless steel (Optional), stainless steel Water inlet size: G1¼ inch thread Water outlet size: G1¼ inch thread Working pressure: 0.2Mpa-0.4Mpa Media: normal temperature water or health standard water anti-freeze eye washer</p>	<p>643</p>




XYQ-015	Vertical Emergency Eyewasher(Wi th Pedal)		Material: overall 304/316L stainless steel (Optional), stainless steel Water inlet size: G1¼ inch thread Water outlet size: G1¼ inch thread Working pressure: 0.2Mpa- 0.4Mpa Media: normal temperature water or health standard water With foot pedal	171
XYQ-016	Vertical Emergency Eyewasher(Wi th Stainless Steel Dust Cover)		Material: overall 304/316L stainless steel (Optional), stainless steel Water inlet size: G~ inch thread Water outlet size: G1 ~ inch thread Working pressure: 0.2Mpa- 0.4Mpa Media: normal temperature water or health standard water With large stainless steel dust cover	247
XYQ-017	Vertical Emergency Eyewasher(Wi th ABS Dust Cover)		Material: overall 304/316L stainless steel (Optional), stainless steel Water inlet size: G1¼ inch thread Water outlet size: G1¼ inch thread Working pressure: 0.2Mpa- 0.4Mpa Media: normal temperature water or health standard water With large ABS dust cover	247

XYQ-018	Vertical Emergency Eyewasher(Wi th ABS Coating)		<p>Material: overall 304/316L stainless steel (Optional), stainless steel + ABS anti-corrosion coating optional special coating can effectively resist the strong acid, alkali, salt, oil, and a variety of chemical corrosion.</p> <p>Water inlet size: G1¼ inch thread</p> <p>Water outlet size: G1¼ inch thread</p> <p>Working pressure: 0.2Mpa-</p>	180
XYQ-019	Wall-mounted Emergency Eyewasher A Type		<p>Material: 304/316L stainless steel/ stainless steel</p> <p>Working pressure :0.2Mpa-0.4Mpa</p> <p>Inlet size: G½ internal thread</p> <p>Outlet size: G1 inch external thread</p> <p>Spray head water flow: > 12L/ min</p> <p>This product is suitable for indoor & outdoor(regarding outdoor, temperature should be 0 degree above).</p>	137
XYQ-020	Wall-mounted Emergency Eyewasher B Type		<p>Material: 304/316L stainless steel/ stainless steel</p> <p>Working pressure :0.2Mpa-0.4Mpa</p> <p>Inlet size: G½ internal thread</p> <p>Outlet size: G1 inch external thread</p> <p>Spray head water flow: > 12L/ min</p> <p>This product is suitable for indoor & outdoor(regarding outdoor, temperature should be 0 degree above).</p> <p>Application areas: Widely</p>	137

XYQ-021	Wall-mounted Emergency Eyewasher(Wi th ABS Coating)		<p>Material: 304/316L stainless steel/ stainless steel + ABS anti-corrosion coating (Optional)</p> <p>Working pressure :0.2Mpa-0.4Mpa</p> <p>Inlet size: G½ internal thread</p> <p>Outlet size: G1 inch external thread</p> <p>Spray head water flow: > 12L/ min</p> <p>This product is suitable for indoor & outdoor(regarding outdoor,temperature should</p>	68.3
XYQ-022	Economical Wall-mounted Eyewasher		Economical Wall-mounted Eyewasher	68.3
XYQ-023	Desktop Eyewasher		Desktop Eyewasher	88.2

XBW-024	Eyewasher bottel		Eyewasher	25
XYQ-025	Portable Eyewash Station Yellow 62L		Barrow electronic switch, automatical water(suitable for areas without waterhead) Model: BTBX11/ BTBX11-D Material: high-quality non- toxic ABS plastic Volume: 14 gallons/ 53L, offer more than 15 minutes uninterrupted washing Switch: electric switch, start switch, automatically water, without manual operation, the faster and more convenient.	137
XYQ-026	Portable Eyewash Station Green 30L		Material: high-quality non- toxic PE+UV Volume: 8 gallons/ 61L, offer more than 6 minutes	188

XYQ-027	Portable Eyewash Station Green 61L		<p>Material: high-quality non-toxic PE+UV Volume: 16 gallons/ 61L, offer more than 15 minutes</p>	252
XYQ-028	Portable Eyewash Station Stainless Steel 80L		<p>(Trolleys) portable eye washer(suitable for areas without waterhead) Model: BTBX16-A(trolleys)/ BTBX16(no trolleys) Function: wash eye+shower Material: 304 stainless steel Volume: 80L a large storage tank,offer more than 15 minutes uninterrupted washing. Connected to the gas source, don't need manual pressure,open switch</p>	520
XYQ-029	Vertical Emergency Shower(With ABS coating)		<p>Material: whole 304/316L stainless steel(Optional), stainless steel+ABS anti-corrosion coating (optional)special coating can effectively resist the strong acid, alkali, salt, oil, and a variety of chemical corrosion. Water inlet size: G1 inch thread Working pressure: 0.2Mpa-0.4Mpa Media: normal temperature water or meet health</p>	122

XYQ-030	Wall-mounted Emergency Shower		Wall-mounted Emergency Shower	122
XYQ-031	Vertical Emergency Shower		Material: whole 304/316L stainless steel(Optional), stainless steel+ABS anti- corrosion coating (optional)special coating can effectively resist the strong acid, alkali, salt, oil, and a variety of chemical corrosion. Water inlet size: G1 inch thread Working pressure: 0.2Mpa- 0.4Mpa Media: normal temperature water or meet health	214
XYQ-032	Wall-mounted Emergency Shower(With ABS Coating)		Wall-mounted Emergency Shower(With ABS Coating)	128

XYQ-033	Emergency Shower Room		<p>Material: 304 stainless steel (304 + PP) optional, with a super acid, alkali, salt, oil corrosion.</p> <p>Configuration: Built a composite eyewash + PVC push-pull sliding door.</p> <p>Inlet size: Height 2500mm, G1¼ internal thread</p> <p>Drain Size: G1¼ outer thread</p>	2021
---------	-----------------------	---	---	------